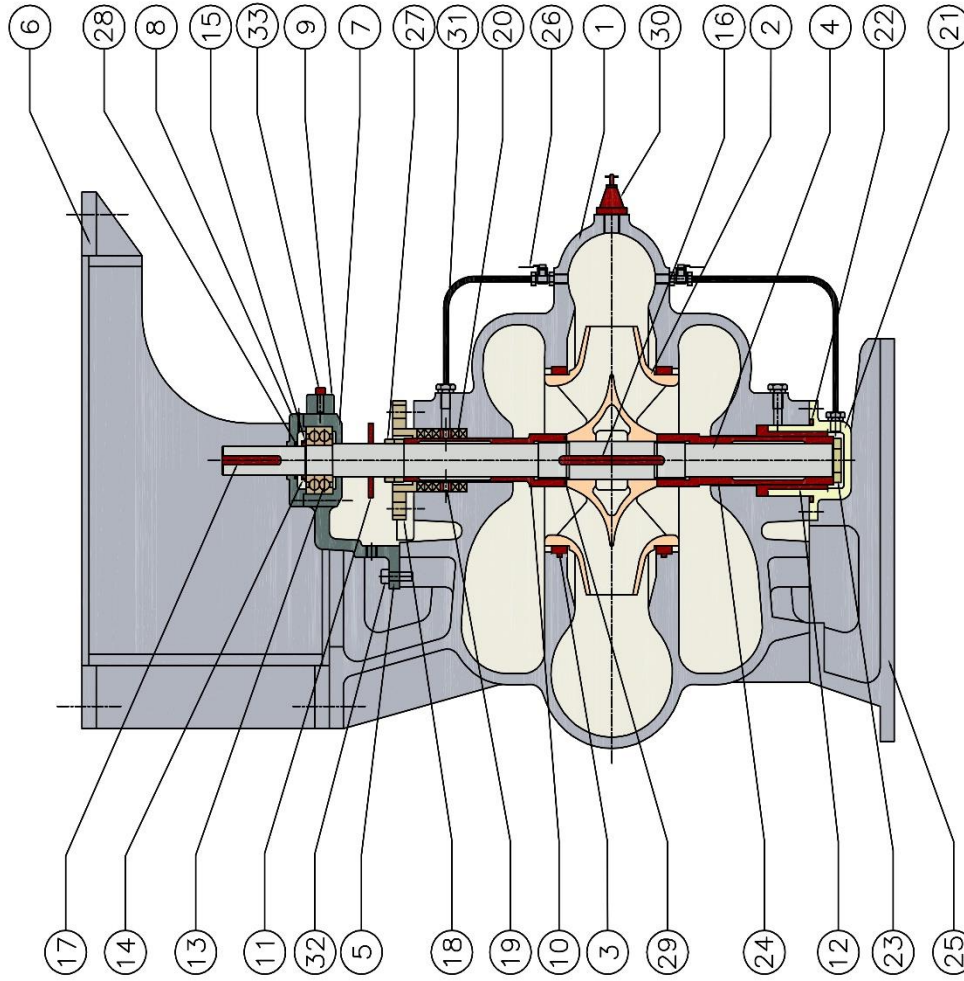


CROSS SECTIONAL DRAWING FOR SINGLE STAGE VERTICAL SPLIT-CASE PUMP WITH PACKED GLAND

SL.NO.	DESCRIPTION	QTY.	PART NO.
1	CASING	1	178
2	IMPELLER	1	102
3	CASING WEAR RING	2	129
4	SHAFT	1	177
5	BEARING BRACKET	1	249
6	MOTOR STOOL	1	172
7	BEARING HOUSING (P.E)	1	159
8	BEARING END COVER OUTER (P.E.)	1	160
9	BEARING TOP CLAMP	1	255
10	SHAFT SLEEVE (P.E)	1	150
11	WATER THROWER	1	169
12	BOTTOM BRG. BUSH (THORDON MAKE)	1	162
13	ANGULAR CONTACT BALL BEARING	1	195
14	BEARING LOCK NUT	1	163
15	BEARING LOCK WASHER	1	164
16	IMPELLER KEY	1	180
17	COUPLING KEY	1	138
18	SPLIT GLAND	1	144
19	LANTERN RING	1	149
20	GLAND PACKING	-	143
21	BOTTOM BUSH CARRIER	1	166
22	'O' RING FOR BOTTOM BUSH CARRIER	1	290
23	SLEEVE NUT (F.E)	1	289
24	SLEEVE UNDER BUSH (F.E)	1	176
25	PUMP STOOL	1	171
26	BALL VALVE	2	-
27	SLEEVE NUT (P.E)	2	146
28	OIL SEAL FOR END COVER (P.E)	1	173
29	'O' RING FOR SHAFT SLEEVE (P.E)	1	296
30	AIR COCK	1	114
31	SEAL FLUSHING LINE	2	118
32	DOWEL PIN FOR BEARING BRACKET	2	245
33	LOCKING PIN FOR TOP CLAMP	1	259

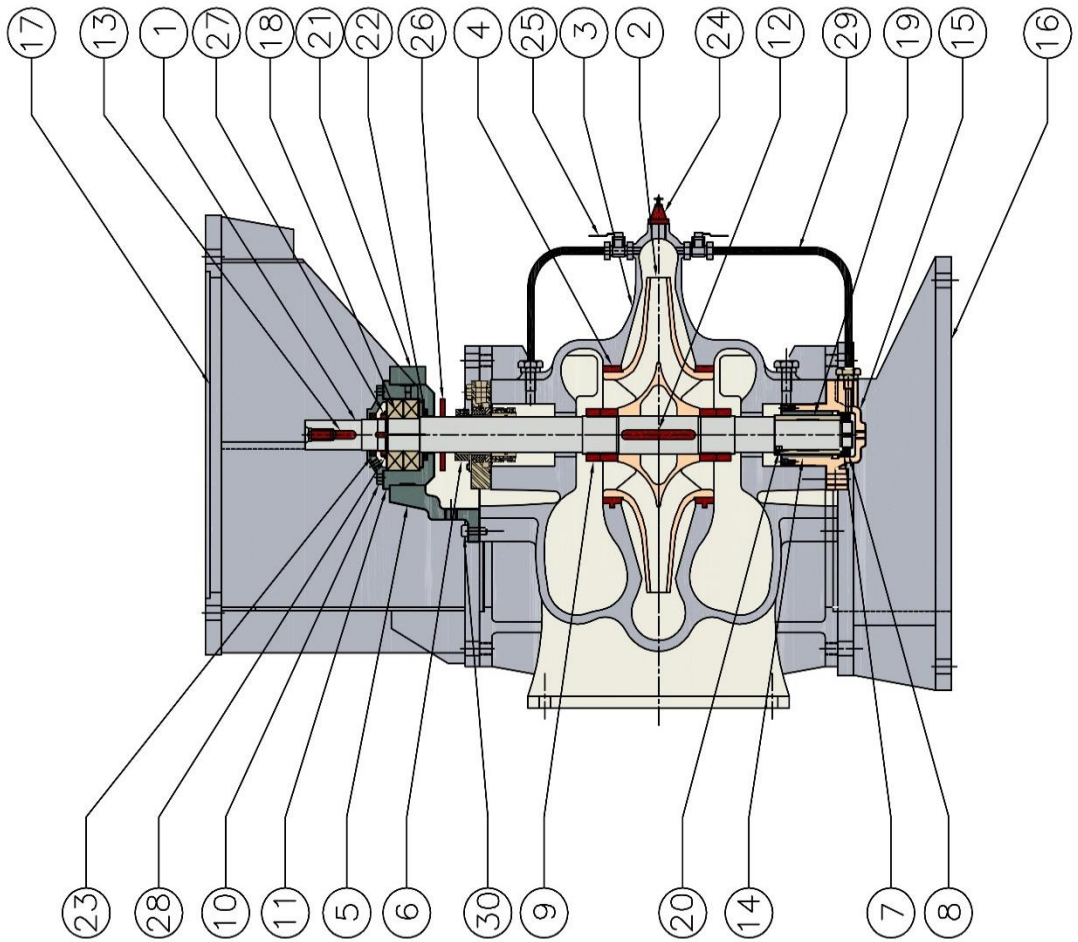
** P.E.- POWER END , F.E -FREE END.



PUMPSENSE

DRN	AD	17.12.15	ASSEMBLY NO.
APPD	HS	REV	PGV-10-287
		0	

CROSS SECTIONAL DRAWING FOR SINGLE STAGE VERTICAL SPLIT-CASE PUMP WITH THORDON BUSH BEARINGS(PRODUCT LUBRICATED) & CARTRIDGE MECHANICAL SEALS



SL.NO.	DESCRIPTION	QTY.	PART NO.
1	SHAFT	1	182
2	IMPELLER	1	102
3	CASING	1	158
4	CASING WEAR RING	2	129
5	BEARING BRACKET (P.E)	1	249
6	BALANCED CARTRIDGE MECHANICAL SEAL	1	151
7	NUT FOR BOTTOM BEARING BUSH	1	248
8	WASHER FOR BOTTOM BEARING BUSH	1	279
9	IMPELLER LOCK NUT (L.H. & R.H.)	2+2	124
10	BEARING END COVER OUTER (P.E)	1	160
11	BEARING HOUSING (P.E)	1	159
12	IMPELLER KEY	1	137
13	COUPLING KEY	1	138
14	BOTTOM BEARING BUSH (THORDON MAKE)	1	162
15	BOTTOM BUSH CARRIER	1	166
16	PUMP STOOL	1	171
17	MOTOR STOOL	1	172
18	ANGULAR CONTACT BALL BEARING	1SET	195
19	SLEEVE UNDER BUSH (F.E)	1	176
20	ANTI ROTATION PIN	1	280
21	BEARING BRACKET TOP CLAMP	1	255
22	OIL SEAL FOR BRG. HOUSING (PE)	1	174
23	OIL SEAL FOR BRG. END COVER (PE)	1	173
24	AIR COCK	1	114
25	BALL VALVE	2	-
26	WATER THROWER	1	169
27	BEARING LOCK NUT	1	163
28	BEARING LOCK WASHER	1	164
29	SEAL FLUSHING LINE	2	118
30	DOVEL PIN FOR BEARING BRACKET	2	245

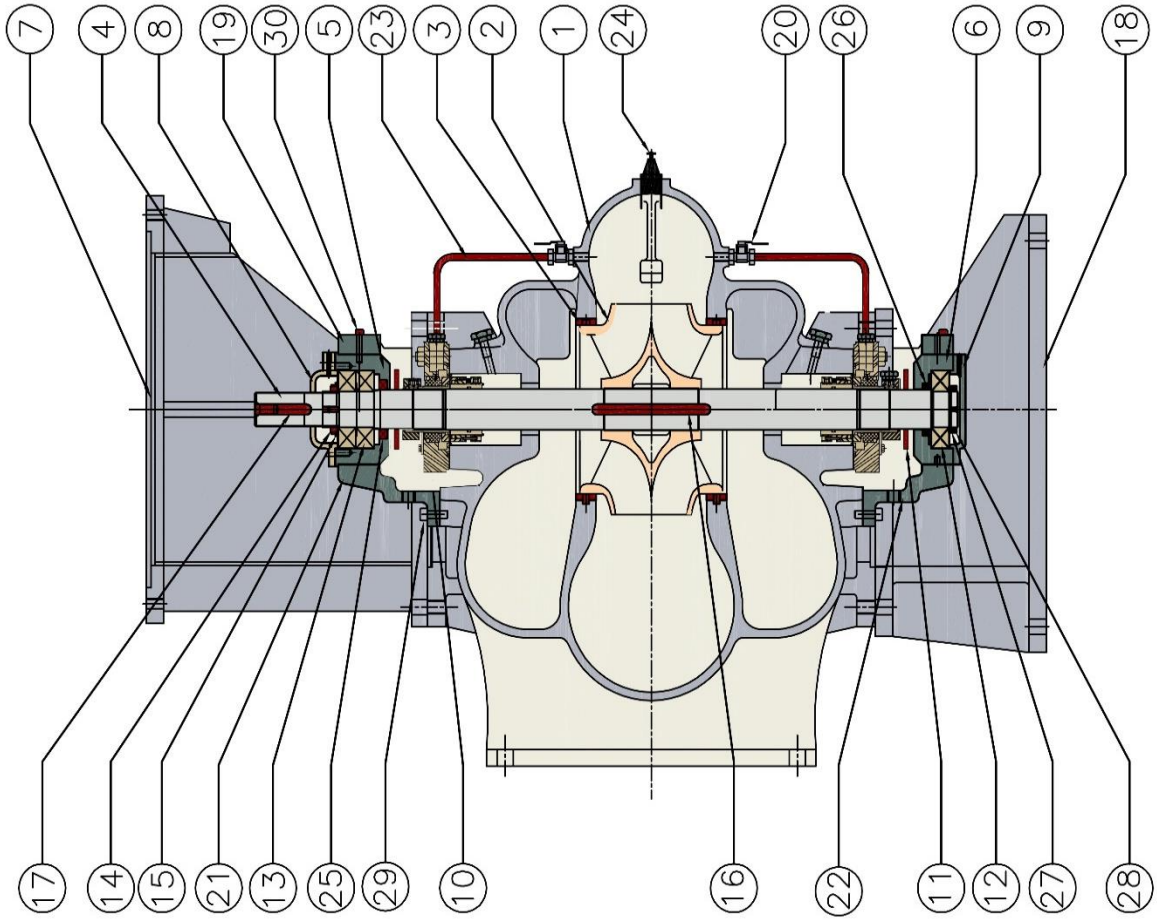
** P.E- POWER END , F.E -FREE END.



PUMPSENSE

DRN	AD	17.12.15	ASSEMBLY NO.
APPD	HS	REV	MSV-11-247
TYPE- 1			0

CROSS SECTIONAL DRAWING FOR SINGLE STAGE VERTICAL SPLIT-CASE PUMP WITH
EXTERNAL BOTTOM BEARING AND CATRIDGE MECHANICAL SEALS



SL.NO.	DESCRIPTION	QTY.	PART NO.
1	CASING	1	158
2	IMPELLER	1	102
3	CASING WEAR RING	2	129
4	SHAFT	1	182
5	BEARING HOUSING (PE)	1	159
6	BEARING HOUSING (FE)	1	281
7	MOTOR STOOL	1	172
8	BRG. END COVER OUTER (P.E.)	1	160
9	BRG. END COVER OUTER (F.E.)	1	283
10	BALANCED CARTRIDGE MECHANICAL SEAL	2	151
11	WATER THROWER	1	169
12	EXTERNAL BOTTOM BEARING (F.E.)	1	285
13	ANGULAR CONTACT BALL BEARING (P.E)	2	195
14	BEARING LOCK NUT	1	163
15	BEARING LOCK WASHER	1	164
16	IMPELLER KEY	1	137
17	COUPLING KEY	1	138
18	PUMP STOOL	1	171
19	BEARING BRACKET TOP CLAMP	2	255
20	BALL VALVE	2	-
21	BEARING BRACKET (P.E)	1	249
22	BEARING BRACKET (F.E)	1	282
23	SEAL FLUSHING LINE	2	118
24	AIR RELEASE COCK	1	114
25	OIL SEAL FOR BRG. HOUSING (P.E)	1	174
26	OIL SEAL FOR BRG. HOUSING (F.E)	1	284
27	NUT FOR BOTTOM BEARING BUSH	1	248
28	WASHER FOR BOTTOM BEARING BUSH	1	279
29	DOWEL PIN FOR BEARING BRACKET	4	245
30	LOCKING PIN FOR TOP CLAMP	2	259

*** P.E - POWER END , F.E -FREE-END.



PUMPSENSE

DRN	AD	17.12.15	ASSEMBLY NO.
APPD	HS	REV	VEBB-14-247
		0	